





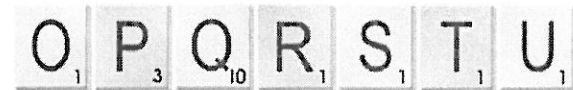


April Speller's Choice Menu



Choose one activity every night during the months of April in order to prepare for your spelling test on Friday. Please write the name of the activity at the top of the page and then complete the activity.

**** Please choose a different activity for each night! ****

1. Scrabble Writing: Choose 10 spelling words. Use the scrabble letters to add up how much each word is worth.



Example: way 4+1+4=9

2. Pyramid Words: Write your words adding one letter at a time. The result will be a pyramid shape of words!

Example: star

s

st

sta

star

3. Questions & Answers: Write a question for each spelling word. Then answer each question using the spelling word.

4. Spelling City: Go to the website <http://www.spellingcity.com> and select "Find a List." Type in your teacher's name. Then, select the unit and week that we are working on. Write "Spelling City" on the Speller's Choice page and have an adult sign it to say you did your words on Spelling City!

5. Computer Fun: Use your computer to type your words. Use different fonts and make it look really fun! Be sure you print it out and bring it in your folder! Or you can type your words in an email and email it to me.

6. Rhymes Writing: Write your spelling words and next to them write a rhyming word.

Example: make-cake

Underline your spelling word

